

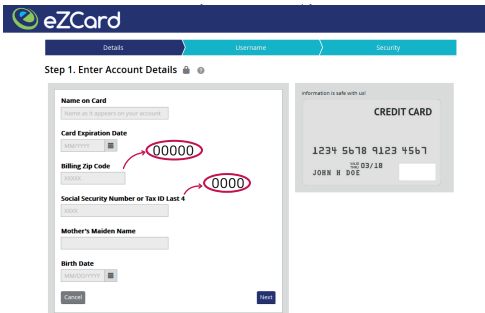
My Credit Card

Powered by  eZCard

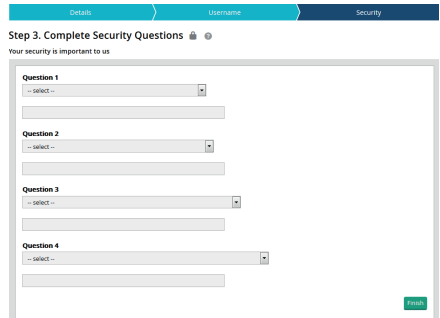


Steps to enroll on the eZCard platform

- 1 Visit www.arubabank.com
- 2 Go to "Sign On To" and select: **My Credit Card**
- 3 Click "Enroll Now"
- 4 Follow steps to set up your credit card account
- 5 Set up 4 Security Questions



The screenshot shows the eZCard enrollment interface. At the top is a dark blue header with the eZCard logo and three tabs: "Details", "Username", and "Security". Below the header, the "Details" tab is active, showing "Step 1. Enter Account Details". The form is divided into two main sections. The left section, titled "Name on Card", contains fields for "Name as it appears on your account", "Card Expiration Date" (with a calendar icon), "Billing Zip Code", "Social Security Number or Tax ID Last 4", and "Mother's Maiden Name". The right section, titled "CREDIT CARD", displays a sample card with the number "1234 5678 9123 4567", the name "JOHN H DOE", and the expiration date "03/18". Red circles highlight the "Card Expiration Date" field and the "Social Security Number or Tax ID Last 4" field. At the bottom of the form are "Cancel" and "Next" buttons.



The screenshot shows the eZCard enrollment interface, specifically "Step 3. Complete Security Questions". The "Security" tab is active. The form is titled "Your security is important to us" and contains four security questions, each with a dropdown menu for selection and a text input field for the answer. The questions are labeled "Question 1" through "Question 4". At the bottom right of the form is a green "Finish" button.

Note: A new account is required for each credit card

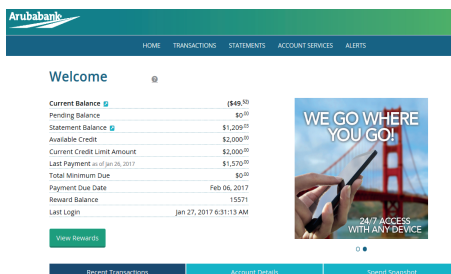
Important tips

- » Keep your user name, password, and the answers on the security questions in a secure place for future reference.
- » Each time you log in after the initial setup, you will be asked a Security Question based on the computer that you are using to access your online account.

eZCard Platform

Get quick summary information about your account balance, available credit, credit limit, payment due information and **Aruba Bank Reward** point balance.

View recent transactions and prior statements of up to the last 18 months.



Benefits

- Monitor spending
- Get Aruba Bank Rewards
- Receive notifications every time you use your Credit Card
- View your current balance
- Set up alerts
- Check your available credit
- Payment due date, amount, and date of previous payment
- View manage and print Credit Card statement
- And much more...

Manage your Credit Cards easily with  eZCard